

# 3D PAPER MODEL






---

## Mini Big Build Truck

A one-of-a-kind community event, the Museum's annual Big Build gathering introduces children and adults to a wide range of building skills and activities, from design through construction, as well as the many kinds of experts in those fields. It's one of our most-popular events, filled with activities for every age, and one we look forward to with great anticipation each year.

## Instructions

Follow these instructions to build your very own paper model. Don't have a color printer? Print the black-and-white image (page 3), then use your pencils, crayons, and markers to match the color version—or let your imagination run wild!

1. Cut out around 
2. Fold in tabs marked by 
3. Fold down front and back of truck on solid orange line 
4. Fold down sides of truck on solid orange line 
5. Tape the tabs to the inside of the model. 
6. You are ready to roll!
7. Take a picture of your model and share it on social media.





Tag us or use the hashtag #NBMPapermodels.



## Important Message

Because of the ongoing coronavirus pandemic, the Museum is closed until further notice. But the website for our award-winning Museum Shop—[nbmshop.org](http://nbmshop.org)—remains open! We look forward to sharing good news with you about our reopening as soon as possible.

## Connect with us online

-  [www.nbm.org](http://www.nbm.org)
-  [facebook.com/NationalBuildingMuseum](https://facebook.com/NationalBuildingMuseum)
-  [@BuildingMuseum](https://twitter.com/BuildingMuseum)
-  [@NationalBuildingMuseum](https://instagram.com/NationalBuildingMuseum)



